

bonprix.



SUSTAINABILITY PASSPORT

We believe in true transparency.

FASHION MADE SMARTER.

PRODUCT SPECIFICATIONS

Produktspezifikationen / Spécifications des produits



Item #

Artikel Nr. / Numéro d'article

907506

Description

Beschreibung / Description

Swimsuit recycled polyamide
purple printed

Composition

Zusammensetzung / Composition

80% Pre-Consumer Recycled
Nylon, 20% Elastane

PRODUCT JOURNEY

Produktreise / Parcours du produit



Final Assembly 0.19 Kg CO2-Eq

Cut-Make-Trim



Intimate Creations

Bangladesh, Chattogram



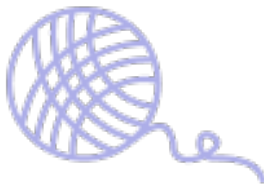
Fabric Production 0.62 Kg CO2-Eq

Warp Knitting, Digital Printing,
Heat Setting, Jet Dye - Acid Dye



Xinhui Xinjin Textile

China, Fujian



Yarn Spinning 0.63 Kg CO2-Eq

Spinning



Meida Dehua

China, Fujian



Raw Materials 0.39 Kg CO2-Eq

Nylon Recycling




China

Elastane Production



China

SUSTAINABILITY ACHIEVEMENTS



Intimate Creations Limited




Final assembly



Improved energy mix



90.34% Solar-based



9.66% Diesel




Xinhui Xinjin Textile




Fabric supplier



Enhanced energy mix




8% Electricity grid



33% Natural gas-based



58% Steam



1% Diesel




Boluo Fuyang



Fabric supplier



Enhanced energy mix




15% Electricity grid



85% Natural gas-based

ENVIRONMENTAL INDICATORS

Umweltindikatoren / Indicateurs environnementaux



Climate Change

Klimawandel
Changements climatiques

Results 1.84 kg of CO₂-Eq
Ergebnisse / Résultats

Avoided 1.57 kg of CO₂-Eq
Vermeidete / Évitées

Savings 46.1%
Einsparungen / Économies




Water Use

Wasserverbrauch
Utilisation de l'eau

Results 0.26 m³ deprived
Ergebnisse / Résultats

Avoided 0.93 m³ deprived
Vermeidete / Évitées

Savings 78.4%
Einsparungen / Économies



Resource use, fossils

Ressourcennutzung, fossile Brennstoffe
Utilisation des ressources fossiles


Results 16.4 MJ-Eq
Ergebnisse / Résultats

Avoided 15.0 MJ-Eq
Vermeidete / Évitées

Savings 47.8%
Einsparungen / Économies

ENVIRONMENTAL INDICATORS

Umweltindikatoren / Indicateurs environnementaux



Climate Change

Klimawandel / Changements climatiques

The increase in the average global temperatures for 100 years as a result of greenhouse gas (GHG) emissions. The greatest contributor is generally the combustion of fossil fuels such as coal, oil, and natural gas. Divided into 3 subcategories based on the emission source: (1) fossil resources, (2) bio-based resources, and (3) land use change.

Unit explanation: Kilogram of carbon dioxide equivalent (kg CO₂ eq), namely all GHG are compared to the amount of the global warming potential of 1 kg of CO₂.

Der Anstieg der globalen Durchschnittstemperaturen über einen Zeitraum von 100 Jahren als Folge von Treibhausgasemissionen (THG). Den größten Anteil daran hat im Allgemeinen die Verbrennung fossiler Brennstoffe wie Kohle, Erdöl und Erdgas. Je nach Emissionsquelle unterscheidet man 3 Unterkategorien: (1) fossile Ressourcen, (2) biobasierte Ressourcen und (3) Landnutzungsänderungen.

Erklärung der Einheit: Kilogramm Kohlendioxid-Äquivalent (kg CO₂ eq), also alle THG werden mit der Menge des globalen Erwärmungspotenzials von 1 kg CO₂ verglichen.

L'augmentation de la température moyenne de la planète sur 100 ans du fait des émissions de gaz à effet de serre (GES). La combustion de combustibles fossiles tels que le charbon, le pétrole et le gaz naturel est généralement le principal responsable de ces émissions. On distingue trois sous-catégories en fonction de la source d'émission : (1) ressources fossiles, (2) ressources biologiques et (3) changement d'affectation des terres.

Explication de l'unité : Kilogramme d'équivalent dioxyde de carbone (kg eq CO₂), autrement dit tous les GES sont comparés au potentiel de réchauffement planétaire de 1 kg de CO₂.



Water Use

Wasserverbrauch / Utilisation de l'eau

The withdrawal of water from lakes, rivers or groundwater can contribute to the 'depletion' of available water. The impact category considers the availability or scarcity of water in the regions where the activity takes place, if this information is known.


Unit explanation: The potential impact is expressed in cubic meters (m³) of water use related to the local scarcity of water.

Die Entnahme von Wasser aus Seen, Flüssen oder Grundwasser kann zur „Erschöpfung“ des verfügbaren Wassers beitragen. Die Wirkungskategorie berücksichtigt die Verfügbarkeit oder Knappheit von Wasser in den Regionen, in denen die Aktivität stattfindet, sofern entsprechende Informationen bekannt sind.

Erklärung der Einheit: Die potenziellen Auswirkungen werden als Wasserverbrauch in Kubikmetern (m³) im Verhältnis zur lokalen Wasserknappheit ausgedrückt.

Le prélèvement d'eau dans les lacs, les rivières ou les nappes phréatiques peut conduire à un « épuisement » des ressources en eau disponibles. La catégorie de l'impact tient compte de la disponibilité ou de la rareté de l'eau dans les régions où l'activité a lieu, si cette information est connue.

Explication de l'unité : L'impact potentiel est exprimé en mètres cubes (m³) d'utilisation d'eau liée à la rareté locale de l'eau.



Resource use, fossils

Ressourcennutzung, fossile Brennstoffe / Utilisation des ressources fossiles

Non renewable resources are finite, such as fossil fuels like coal, oil and gas. Extracting resources today will force future generations to extract less or different resources. For example, the depletion of fossil fuels may lead to the non-availability of fossil fuels for future generations.

Unit Explanation: The amount of materials contributing to resource use, fossils, are converted into MJ.

Nicht erneuerbare Ressourcen wie fossile Brennstoffe (z. B. Kohle, Erdöl und Gas) sind endlich. Der heutige Abbau von Ressourcen wird zukünftige Generationen dazu zwingen, weniger oder andere Ressourcen abzubauen. So kann die Erschöpfung fossiler Brennstoffe beispielsweise dazu führen, dass diese für zukünftige Generationen nicht mehr verfügbar sind.

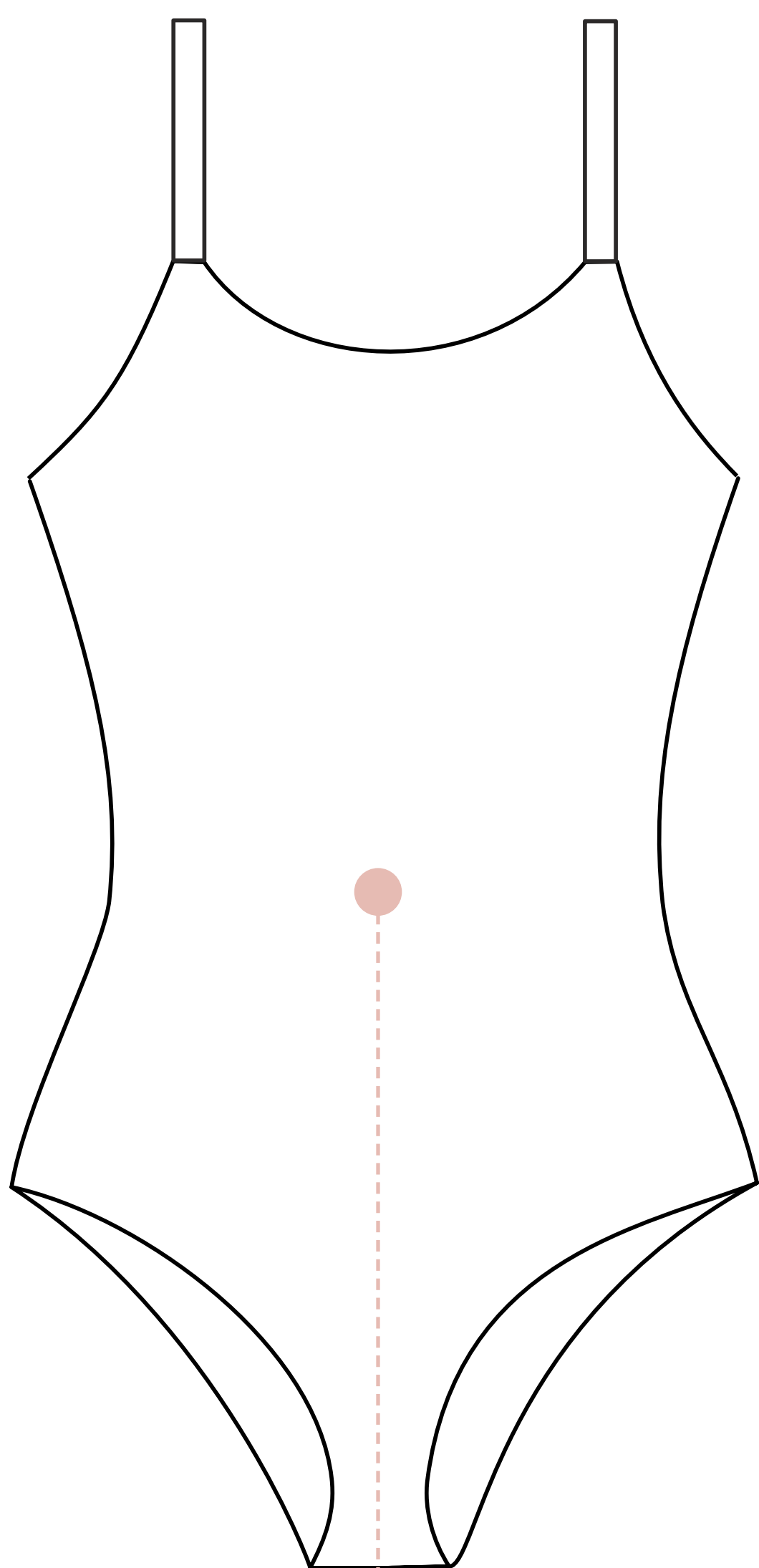
Erklärung der Einheit: Fossile Quellen, d. h. die Menge an Materialien, die zur Ressourcennutzung beitragen, werden in MJ umgerechnet.

Les ressources non renouvelables sont limitées, comme les combustibles fossiles tels que le charbon, le pétrole et le gaz. L'extraction de ces ressources aujourd'hui obligera les générations futures à en extraire moins ou à en extraire d'autres. À titre d'exemple, si les combustibles fossiles venaient à s'épuiser, les générations futures ne pourraient plus s'en procurer.

Explication de l'unité : La quantité de matériaux contribuant à l'utilisation des ressources fossiles est convertie en MJ.

INFORMATION FOR RECYCLERS

Information für Recycler / Informations pour les recycleurs

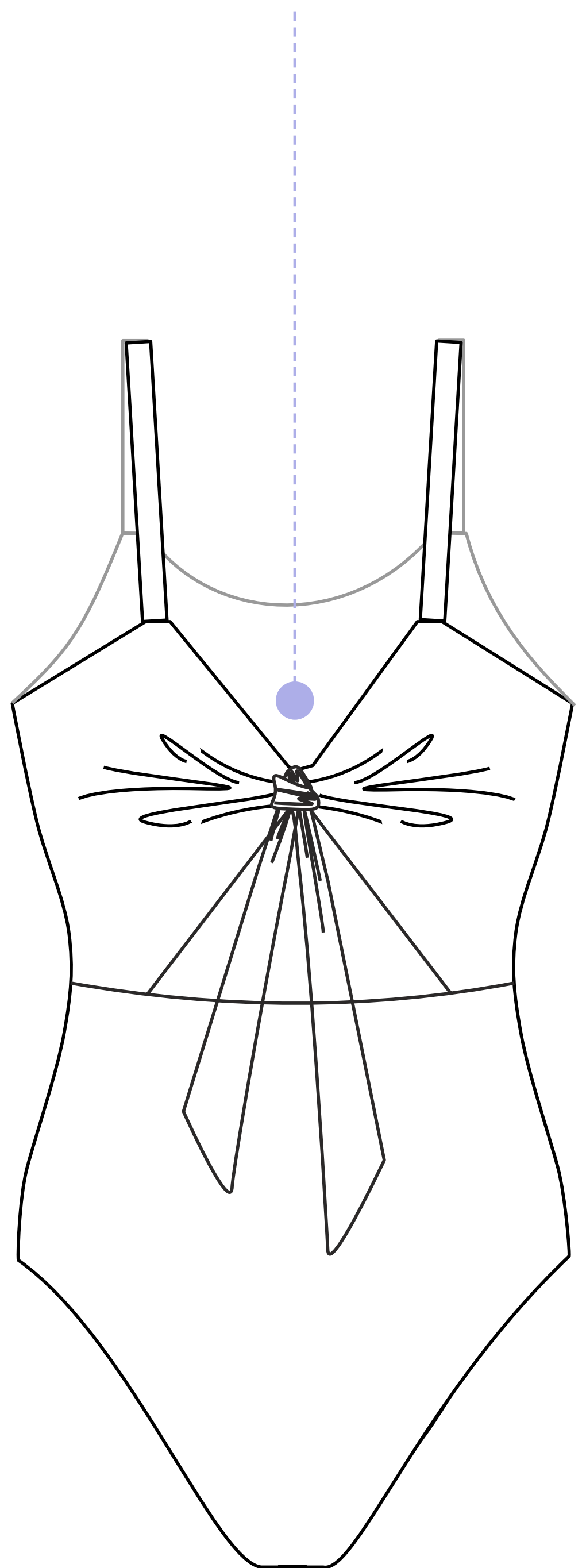


Main Fabric

80% Pre-Consumer
Recycled Nylon,
20% Elastane

Lining

100% Polyester



MADE2FLOW METHODOLOGY

1. Standards


Made2Flow works in conformity with the principles of the leading international life cycle assessment frameworks ISO 14040 and 14044 and adheres to the latest developing regulations, such as PEF-CR, CSDR, etc.

This report uses the EF 3.1 LCIA methodology (developed by the European Commission) alongside the Ecoinvent database, version 3.9.1 or later.

2. Scope

This study followed “Cradle-to-Gate” and “Gate-to-Site,” measuring a product’s environmental footprint from the extraction of raw materials through its processing and up to the point where it leaves the factory gate and follows the transport of the goods to the main distribution center.

TIER 0



Direct operations

Offices, transportation, warehousing and, stores.


TIER 1



Final assembly of the finished product

Handbag, clothing, jewelry, etc.


TIER 2



Production of items needed to assemble the final product

Fabric, buttons, shoe heels, etc.


TIER 3



Processing of raw materials and yarn production

Thread, leather tanning.

TIER 4



Production of raw materials

Farming, mining, extraction, etc.

3. Traceability: Mapping the supply chain

Disclose and Identify the supplier across the supply chain along the different tiers and outline the production process for each production partner.

4. Activity data: Types and quality

All LCA studies use primary and secondary data sources for their activity data;

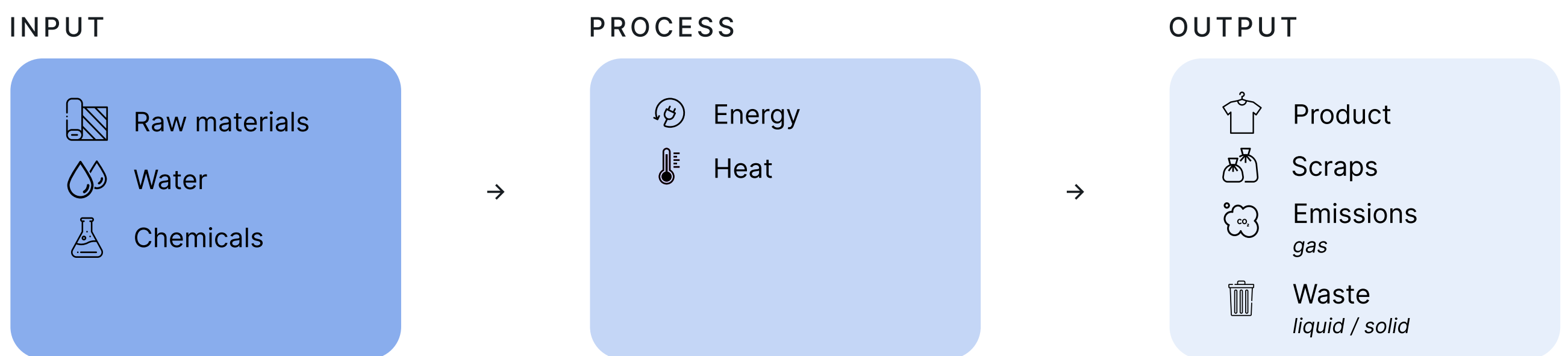
Primary data comes directly from the supply chain after approaching the suppliers and gathering specific data. It includes environmental and non-environmental data, which together establish a reliable supplier profile, map its activity, and, eventually, environmental impact. Data collection includes validation by an AI algorithm, comparing millions of data points against previously collected primary and secondary data.

Secondary data comes from external sources and previous research. It can be cross-industry data, such as the energy mix used in a specific location, or data that was unavailable from the production partners and had to be completed.

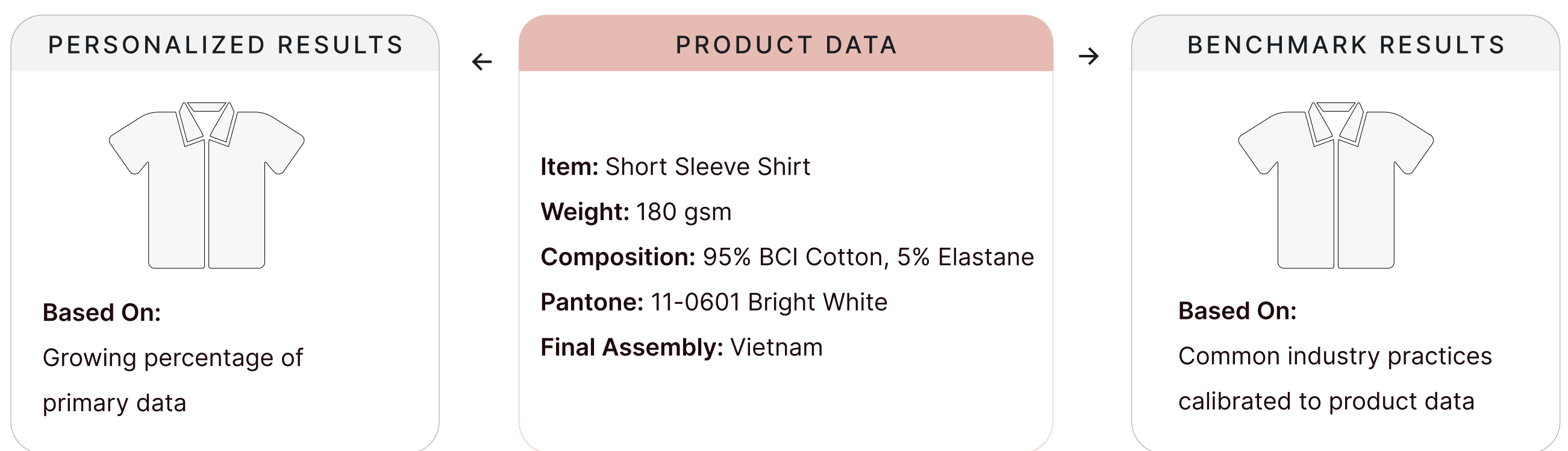
While primary sources are data sets coming directly from the supply chain, secondary data is derived from previous research and applied to a different supply chain. This practice is commonly used to complete missing information.

5. Calculation and results analysis

Consolidate the data and calculate results to obtain an overview of the environmental impact.



Example of personalized vs. benchmark calculations



Examples for factors that may influence results between personalized vs. benchmark calculations

- **Energy mix:** Geo-specific electricity grid vs. global average
Example: Tier 1-2 in Vietnam, tier 3 in Turkey vs. Tier 1-3 in China
- **Water use:** Use of on-site water recycling system and ETP model vs. common water-waste practice
Example: Enta ETP (64% efficiency), activated sludge technology vs. none
- **Material:** Use of certified preferred materials vs. conventional materials
Example: BCI cotton vs. conventional cotton

6. General limitations and uncertainty

Acknowledging the inherent limitations and uncertainties associated with Life Cycle Assessment (LCA), like any scientific or quantitative study, is essential. While primary data can often be validated to a high or complete certainty level, secondary data inherently carries a degree of uncertainty stemming from variations in technologies, temporal factors, geographical contexts, and other variables.

In cases of multiple possibilities, a conservative approach is adopted, selecting scenarios with the highest environmental impact to ensure robustness and credibility.

7. Transparency

Made2Flow and BonPrix believe in complete transparency. All calculations (with the complete set of 16 PEF-CR environmental indicators) and inventory tables are ready to share for 3rd party verification.

8. About Made2Flow

Made2Flow, a German data company, empowers fashion brands and manufacturers to comply with regulations and decarbonize supply chains efficiently. The company's AI-based technology automates data gathering, validation, impact calculations, and personalized GHG and water reduction recommendations.

With insights from 7,000+ global suppliers, Made2Flow has assisted over 140 brands in decarbonization. Supported by a robust partner network and data-sharing mechanism, Made2Flow drives sustainability forward. The company's methodology and calculations undergo regular third-party verifications, the latest dating back to December 2023.